

Scaled data based on original data using  
LM-79-08 Approved Method: Electrical and Photometric Measurements of Solid-  
State Lighting Products

Test Report Prepared for  
Cooper Lighting Solutions  
(formerly Eaton)

Brand: INVUE

Report Number: P675122

Luminaire Tested: **CCW-SA-1A-740-U-T4FT**

Issue Date: 04/25/2023



**Test Information**

Test Method: LM-79-08  
Report Number: P675122  
Test Lab: INNOVATION CENTER(G1)  
Issue Date: 04/25/2023  
Manufacturer: COOPER LIGHTING SOLUTIONS (FORMERLY EATON)  
Product Line: INVUE  
Catalog Number: CCW-SA-1A-740-U-T4FT  
Description: INVUE CLEAR CURVE Wall Pack MOUNT LIGHT SQUARE LUMINAIRE @350mA w/  
T4FT distribution lens  
Light Source: (16) 4000K CCT, 70 CRI LEDs  
Ballast/Driver: ELECTRONIC DRIVER

**Summary**

Lumens per Lamp: N/A  
Luminaire Lumens: 2734.1 lumens  
Efficiency: N/A  
Efficacy: 151.9 lumens/watt  
Luminous Opening: Rectangular (W 1' x L: 0.5' x H: 0')  
IES Classification: Type IV - Short  
BUG Rating: B1 - U0 - G1

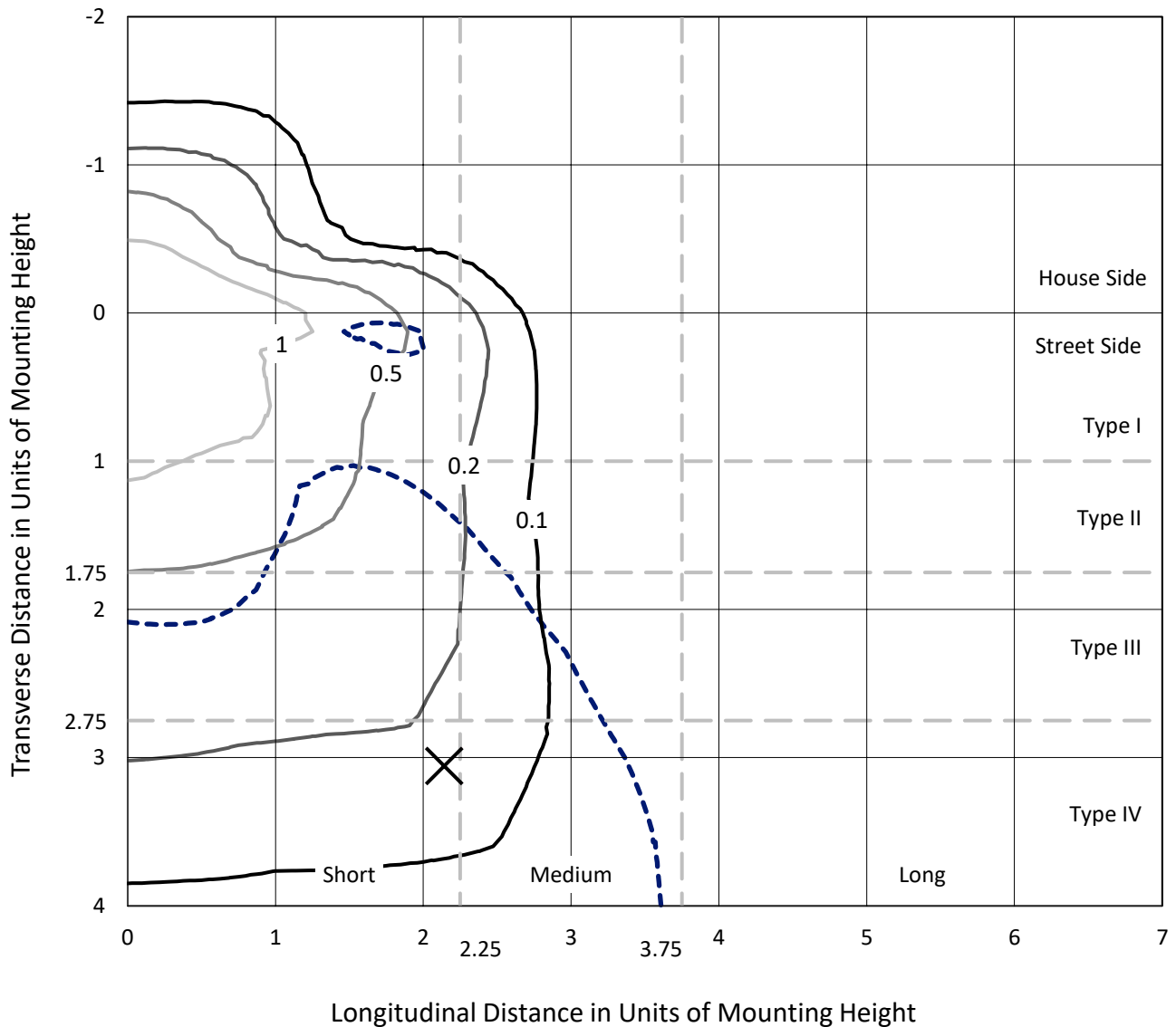
Input Watts (W): 18  
Input Voltage (V): 120  
Input Current (Ain): NR  
Voltage Rise (V): NR  
Power Factor: NR  
Total Harmonic Distortion (THDi): NR  
Frequency (hertz): 60  
Stabilization Time: NR  
Operation Time: NR  
Ambient Temperature (°C): NR  
Test Distance: 25 FT



REPORT NUMBER: P675122  
 CATALOG NUMBER: CCW-SA-1A-740-U-T4FT

### Iso-Footcandle Lines of Horizontal Illumination

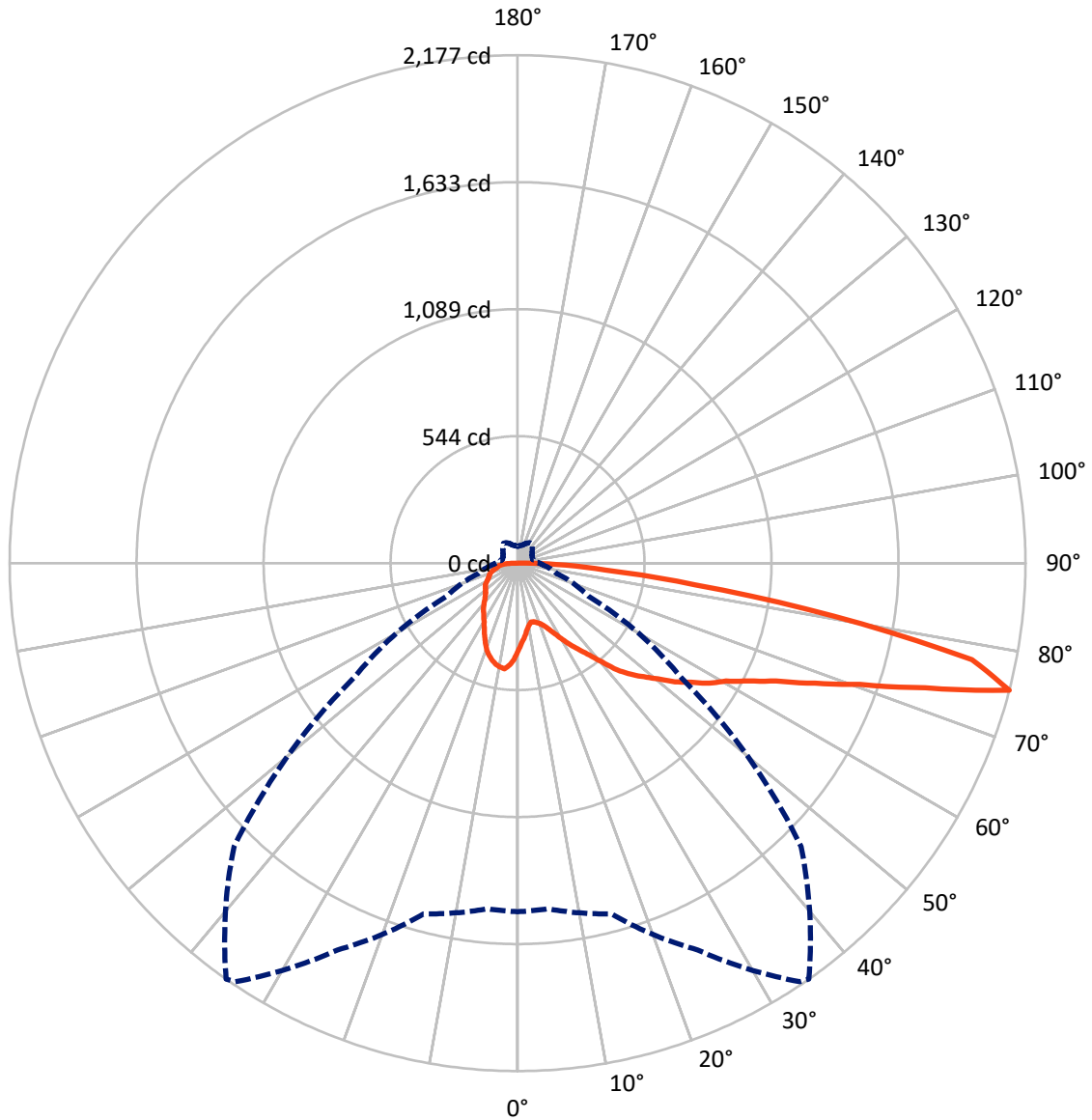
× Max cd  
 - - - 1/2 Max cd



Based on 15 foot mounting height. Maximum calculated value = 2 fc  
 Type IV - Short - N/A

REPORT NUMBER: P675122  
CATALOG NUMBER: CCW-SA-1A-740-U-T4FT

### Luminous Intensity Polar Plot



— Vertical Plane Through 35-Deg Lateral    - - - Horizontal Cone Through 75-Deg Vertical

REPORT NUMBER: P675122  
 CATALOG NUMBER: CCW-SA-1A-740-U-T4FT

**FLUX DISTRIBUTION:**

		Downward	Upward	Total
<b>House Side</b>	Lumens	628.4	0.0	628.4
	% Fixture	23.0	0.0	23.0
<b>Street Side</b>	Lumens	2105.8	0.0	2105.8
	% Fixture	77.0	0.0	77.0
<b>Total</b>	Lumens	2734.1	0.0	2734.1
	% Fixture	100.0	0.0	100.0

**Coefficient of Utilization**

**ZONAL LUMENS:**

Zone	Lumens	% Fixture
0°-10°	35.7	1.3
10°-20°	103.6	3.8
20°-30°	171.9	6.3
30°-40°	254.8	9.3
40°-50°	367.4	13.4
50°-60°	505.2	18.5
60°-70°	624.1	22.8
70°-80°	570.9	20.9
80°-90°	100.5	3.7
90°-100°	0.0	0.0
100°-110°	0.0	0.0
110°-120°	0.0	0.0
120°-130°	0.0	0.0
130°-140°	0.0	0.0
140°-150°	0.0	0.0
150°-160°	0.0	0.0
160°-170°	0.0	0.0
170°-180°	0.0	0.0
0°-90°	2734.1	100.0
0°-180°	2734.1	100.0



REPORT NUMBER: P675122

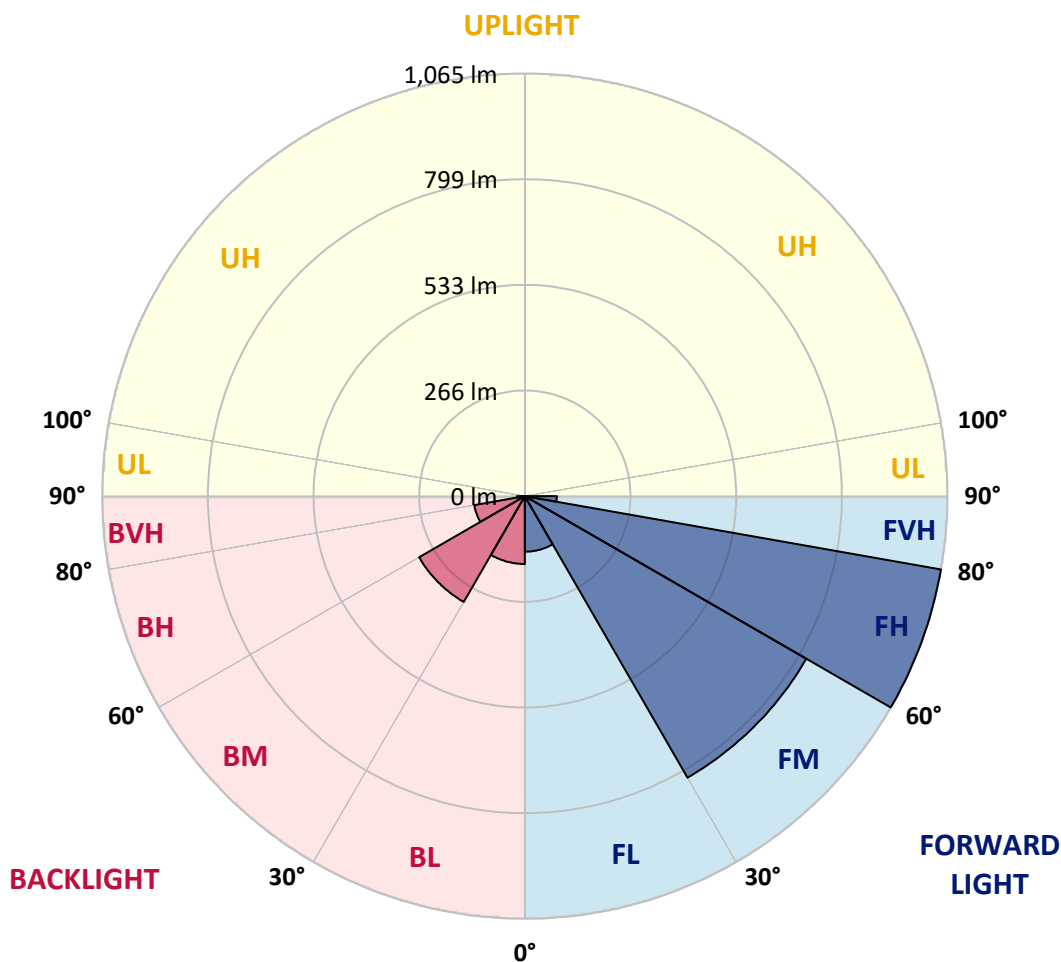
CATALOG NUMBER: CCW-SA-1A-740-U-T4FT

**LUMINAIRE CLASSIFICATION SYSTEM LUMEN TABLE AND BUG RATING:**

Zone	Lumens	% Fixture	Zone Rating/Lumen Limit		
			B	U	G
FL (0°-30°)	140.1	5.1			
FM (30°-60°)	819.5	30.0			
FH (60°-80°)	1065.4	39.0			G1/1800
FVH (80°-90°)	80.7	3.0			G1/100
BL (0°-30°)	171.0	6.3	B1/500		
BM (30°-60°)	307.9	11.3	B1/1000		
BH (60°-80°)	129.6	4.7	B1/500		G1/500
BVH (80°-90°)	19.8	0.7			G1/100
UL (90°-100°)	0.0	0.0		U0/0	
UH (100°-180°)	0.0	0.0		U0/0	

**BUG Rating: B1-U0-G1**

Type IV Short





REPORT NUMBER: P675122  
 CATALOG NUMBER: CCW-SA-1A-740-U-T4FT

**CANDELA DISTRIBUTION (FULL):**

	0°	5°	15°	25°	34°	35°	45°	55°	65°	75°	85°
0°	374.6	374.6	374.6	374.6	374.6	374.6	374.6	374.6	374.6	374.6	374.6
2.5°	339.3	336.3	339.3	341.4	341.4	341.4	344.4	353.4	359.5	363.5	370.6
5°	304.1	305.1	307.1	312.2	315.2	317.2	322.2	333.3	342.4	355.5	370.6
7.5°	272.9	274.9	277.9	283.0	290.0	289.0	300.1	315.2	332.3	349.4	371.6
10°	256.8	260.8	261.8	262.8	269.9	269.9	285.0	302.1	323.2	345.4	371.6
12.5°	259.8	259.8	256.8	255.8	259.8	258.8	271.9	292.0	315.2	346.4	375.6
15°	268.9	268.9	262.8	256.8	262.8	260.8	271.9	288.0	315.2	347.4	383.7
17.5°	280.9	282.0	274.9	264.8	266.8	267.9	275.9	291.0	315.2	349.4	394.7
20°	305.1	300.1	289.0	272.9	279.9	276.9	289.0	302.1	321.2	357.5	410.8
22.5°	326.3	326.3	305.1	291.0	292.0	292.0	303.1	314.2	330.3	368.5	422.9
25°	360.5	358.5	332.3	311.2	313.2	314.2	320.2	333.3	345.4	374.6	438.0
27.5°	403.8	398.8	372.6	348.4	340.4	343.4	346.4	356.5	359.5	384.7	456.2
30°	450.1	443.1	420.9	382.6	378.6	379.6	374.6	380.6	376.6	400.8	474.3
32.5°	479.3	479.3	458.2	430.0	418.9	418.9	401.8	405.8	405.8	415.9	506.5
35°	504.5	502.5	488.4	467.2	460.2	456.2	439.0	445.1	435.0	445.1	551.8
37.5°	542.8	536.7	530.7	516.6	502.5	499.5	490.4	494.4	480.3	475.3	603.2
40°	587.1	584.0	578.0	572.0	557.9	556.9	546.8	550.8	535.7	516.6	654.5
42.5°	652.5	643.5	624.3	619.3	622.3	626.3	622.3	615.3	588.1	563.9	709.9
45°	718.0	703.9	667.6	659.6	682.7	679.7	696.8	693.8	649.5	611.2	768.3
47.5°	760.3	748.2	719.0	713.9	724.0	728.0	779.4	770.3	699.8	654.5	824.7
50°	790.5	791.5	753.2	766.3	779.4	779.4	843.8	842.8	761.3	707.9	898.2
52.5°	834.8	820.7	804.6	816.6	834.8	844.8	924.4	902.2	799.5	753.2	980.8
55°	857.9	851.9	837.8	858.9	897.2	902.2	986.8	969.7	842.8	806.6	1065.4
57.5°	867.0	872.0	895.2	904.3	957.6	970.7	1043.2	1019.0	883.1	873.0	1130.8
60°	907.3	900.2	931.4	967.7	1019.0	1026.1	1113.7	1061.3	922.4	916.3	1152.0
62.5°	988.8	970.7	987.8	1031.1	1102.6	1111.7	1188.2	1117.7	939.5	945.5	1151.0
65°	1107.7	1094.6	1069.4	1103.6	1204.3	1217.4	1275.8	1166.1	934.5	935.5	1069.4
67.5°	1247.6	1226.5	1200.3	1221.4	1344.3	1374.5	1382.6	1187.2	899.2	879.1	870.0
70°	1370.5	1356.4	1339.3	1375.5	1546.7	1557.8	1515.5	1174.1	801.5	705.9	580.0
72.5°	1485.3	1478.2	1488.3	1624.2	1820.6	1827.6	1640.3	1091.6	633.4	428.0	269.9
75°	1494.3	1487.3	1556.8	1829.7	2164.0	2177.1	1717.9	855.9	334.3	174.2	113.8
77.5°	1012.0	1033.1	1163.0	1602.1	1987.8	1990.8	1404.7	397.8	138.0	102.7	79.6
80°	248.7	275.9	438.0	828.7	1340.3	1373.5	769.3	133.9	90.6	78.5	59.4
82.5°	90.6	98.7	178.2	374.6	753.2	766.3	268.9	72.5	65.5	60.4	43.3
85°	43.3	44.3	84.6	184.3	380.6	376.6	96.7	43.3	47.3	41.3	26.2
87.5°	18.1	18.1	37.3	85.6	168.2	163.1	31.2	20.1	27.2	24.2	13.1
90°	0.0	0.0	0.0	0.0	0.0	0.0	0.0	0.0	0.0	0.0	0.0



REPORT NUMBER: P675122  
 CATALOG NUMBER: CCW-SA-1A-740-U-T4FT

**CANDELA DISTRIBUTION (continued):**

	90°	95°	105°	115°	125°	135°	145°	155°	165°	175°	180°
0°	374.6	374.6	374.6	374.6	374.6	374.6	374.6	374.6	374.6	374.6	374.6
2.5°	375.6	377.6	385.7	391.7	397.8	402.8	410.8	410.8	415.9	415.9	415.9
5°	374.6	385.7	398.8	412.9	421.9	431.0	439.0	440.0	443.1	447.1	448.1
7.5°	378.6	389.7	410.8	431.0	442.1	446.1	456.2	453.1	453.1	453.1	456.2
10°	386.7	398.8	428.0	446.1	454.1	455.1	452.1	450.1	444.1	442.1	439.0
12.5°	392.7	413.9	443.1	457.2	454.1	451.1	444.1	434.0	427.0	424.9	424.9
15°	407.8	429.0	456.2	461.2	456.2	440.0	431.0	419.9	413.9	404.8	408.8
17.5°	420.9	445.1	469.2	463.2	453.1	428.0	414.9	398.8	390.7	380.6	380.6
20°	438.0	460.2	481.3	465.2	443.1	415.9	394.7	374.6	363.5	353.4	355.5
22.5°	457.2	477.3	488.4	457.2	428.0	396.7	367.5	348.4	334.3	328.3	330.3
25°	472.3	494.4	492.4	444.1	409.8	372.6	340.4	322.2	319.2	313.2	313.2
27.5°	491.4	514.6	489.4	428.0	379.6	334.3	314.2	307.1	307.1	304.1	306.1
30°	516.6	532.7	482.3	404.8	341.4	300.1	290.0	294.0	301.1	298.1	299.1
32.5°	557.9	555.8	476.3	378.6	301.1	266.8	273.9	282.0	288.0	291.0	293.0
35°	598.1	585.0	469.2	343.4	263.8	250.7	256.8	265.8	276.9	279.9	280.9
37.5°	638.4	615.3	457.2	300.1	240.7	236.6	242.7	247.7	256.8	258.8	260.8
40°	680.7	635.4	436.0	257.8	221.5	221.5	225.6	226.6	231.6	234.6	236.6
42.5°	718.0	654.5	397.8	218.5	201.4	208.4	209.4	207.4	203.4	205.4	206.4
45°	763.3	675.7	353.4	190.3	186.3	195.4	197.4	189.3	182.3	178.2	176.2
47.5°	807.6	697.8	315.2	167.2	172.2	186.3	186.3	177.2	165.1	155.1	151.0
50°	847.9	720.0	284.0	153.1	158.1	179.2	181.3	164.1	151.0	139.0	136.9
52.5°	915.3	757.2	251.7	142.0	150.0	174.2	173.2	158.1	141.0	127.9	126.9
55°	974.7	794.5	209.4	130.9	142.0	167.2	170.2	152.1	128.9	116.8	114.8
57.5°	1018.0	803.6	167.2	119.8	133.9	159.1	163.1	140.0	120.8	110.8	109.8
60°	1026.1	768.3	135.9	110.8	122.8	148.0	151.0	132.9	114.8	106.7	104.7
62.5°	988.8	700.8	115.8	102.7	113.8	136.9	143.0	124.9	108.8	101.7	100.7
65°	904.3	602.2	101.7	95.7	107.7	128.9	135.9	118.8	103.7	97.7	96.7
67.5°	716.0	462.2	90.6	90.6	99.7	120.8	130.9	114.8	98.7	94.7	93.6
70°	468.2	277.9	82.6	83.6	93.6	113.8	124.9	109.8	92.6	91.6	89.6
72.5°	201.4	127.9	73.5	76.5	84.6	101.7	115.8	102.7	85.6	82.6	79.6
75°	92.6	77.5	66.5	68.5	75.5	89.6	104.7	94.7	79.6	74.5	71.5
77.5°	65.5	56.4	55.4	59.4	64.4	77.5	92.6	88.6	73.5	69.5	67.5
80°	48.3	43.3	46.3	50.3	53.4	71.5	87.6	81.6	67.5	61.4	58.4
82.5°	34.2	32.2	36.3	40.3	43.3	62.4	80.6	71.5	56.4	51.4	46.3
85°	20.1	21.1	25.2	27.2	30.2	46.3	67.5	57.4	43.3	33.2	32.2
87.5°	9.1	9.1	12.1	13.1	15.1	27.2	45.3	36.3	27.2	21.1	20.1
90°	0.0	0.0	0.0	0.0	0.0	0.0	0.0	0.0	0.0	0.0	0.0

(END OF REPORT)